

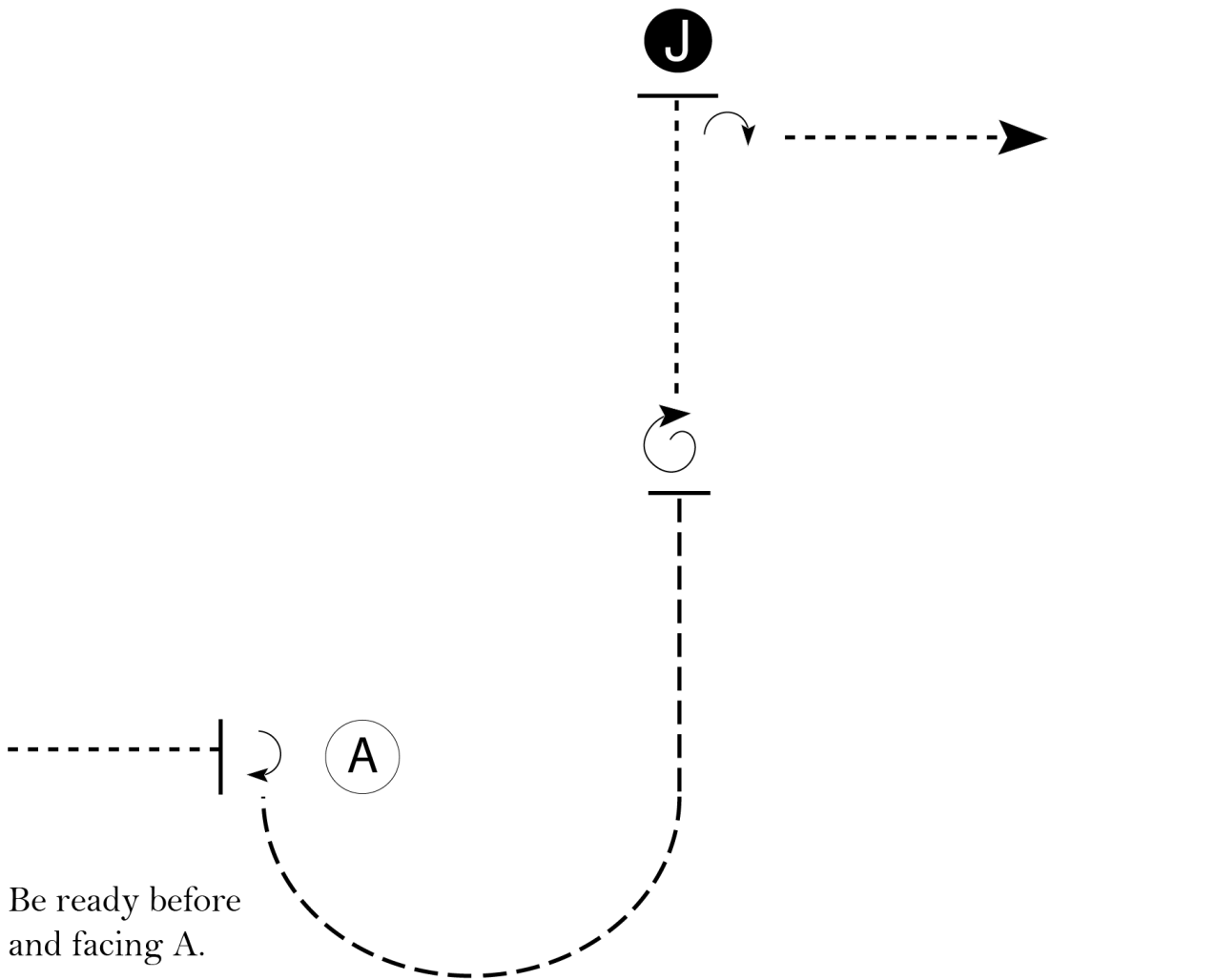
The Mane Event

Showmanship (Youth, Amateur, Open)

Show Date: 09-29-2024

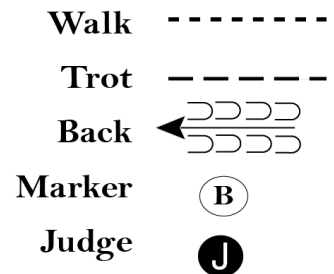
w w w . H o r s e S h o w P a t t e r n s . c o m

w w w . H o r s e S h o w P a t t e r n s . c o m



1. Walk to A.
2. Stop and perform a 1/4 turn.
3. Trot in a half circle and halfway to Judge.
4. Stop and perform a full (360 degree) turn.
5. Walk to judge and set up for inspection.
6. When dismissed, perform a 1/4 turn and walk straight away from Judge.

Follow the instructions of your ring steward.



[S/1-82]

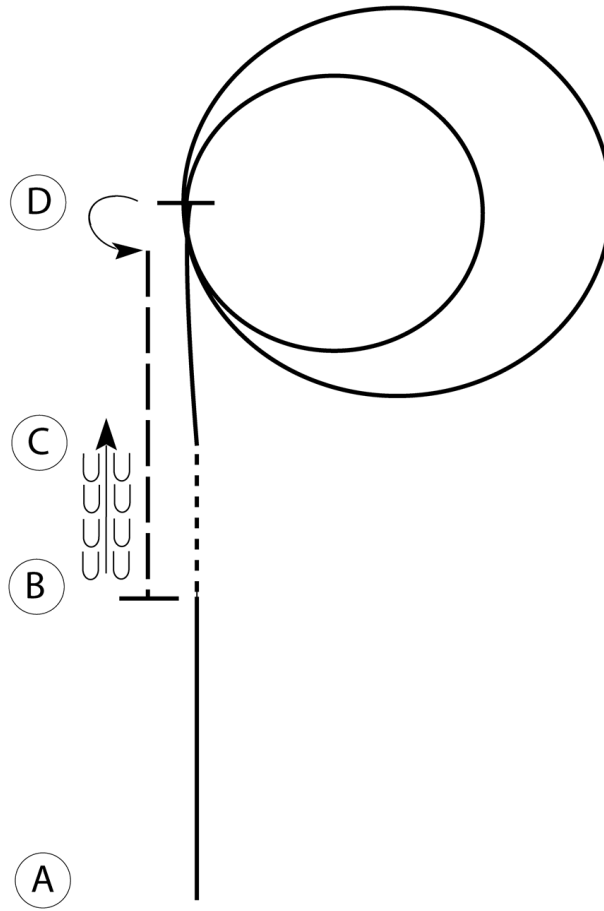
Pattern Provided by:

The Mane Event

The Mane Event

Horsemanship (Youth, Amateur, Open)

Show Date: 09-29-2024



Be ready at A.

1. Lope on the left lead to B.
2. Walk B to C.
3. Lope on the right lead to D.
4. Lope a large fast circle to the right.
5. Lope a small slow circle to the right.
6. Stop at D and perform a 180 degree spin to the left.
7. Extend the jog to B.
8. Stop at B and back to C.

Follow the instructions of your ring steward.

Walk - - - - -

Jog - - - - -

Extended Jog - - - - -

Lope - - - - -

Leg Yield |||||

Lead Change / \

Back ← |||||

Marker (B)

Sidepass ← - - - - - →

[WH/3-1]

Pattern Provided by:

The Mane Event

w w w . H o r s e S h o w P a t t e r n s . c o m

w w w . H o r s e S h o w P a t t e r n s . c o m

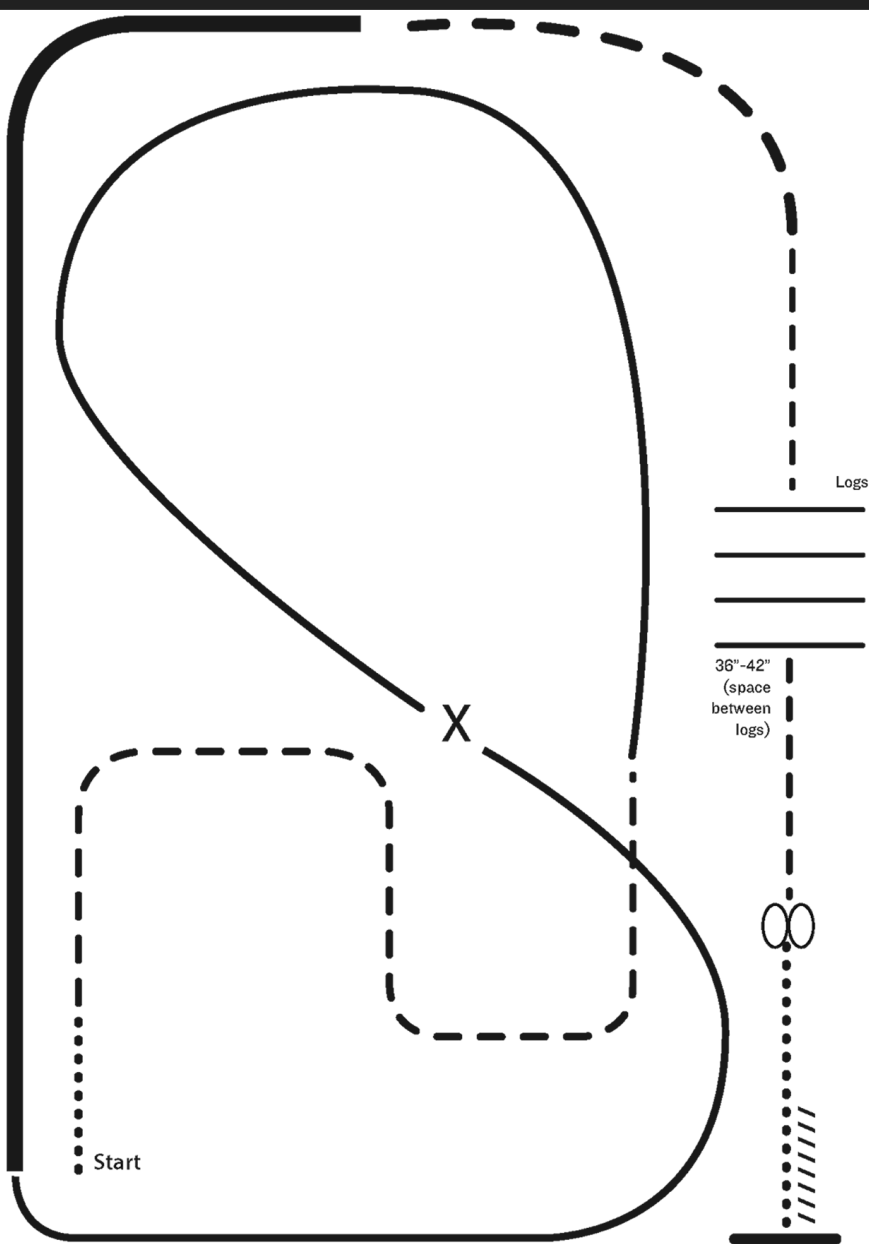
The Mane Event

Ranch Riding (Youth 18 & Under, Open 19 & Up)

Show Date: 09-29-2024

w w w . H o r s e S h o w P a t t e r n s . c o m

w w w . H o r s e S h o w P a t t e r n s . c o m



- X Lead Change
- Walk
- - - Trot
- — — Ext trot
- Lope
- Ext Lope
- /////// Back

1. Walk
2. Trot serpentine
3. Lope left lead around the end of the arena and then diagonally across the arena
4. Change leads (simple or flying) and
5. Lope on the right lead around end of the arena
6. Extend lope on the straight away and around corner to the center of the arena
7. Extend trot around corner of the arena
8. Collect to a trot
9. Trot over logs
10. Stop, do 360 degree turn each direction (either direction 1st) (L-R or R-L)
11. Walk, stop and back

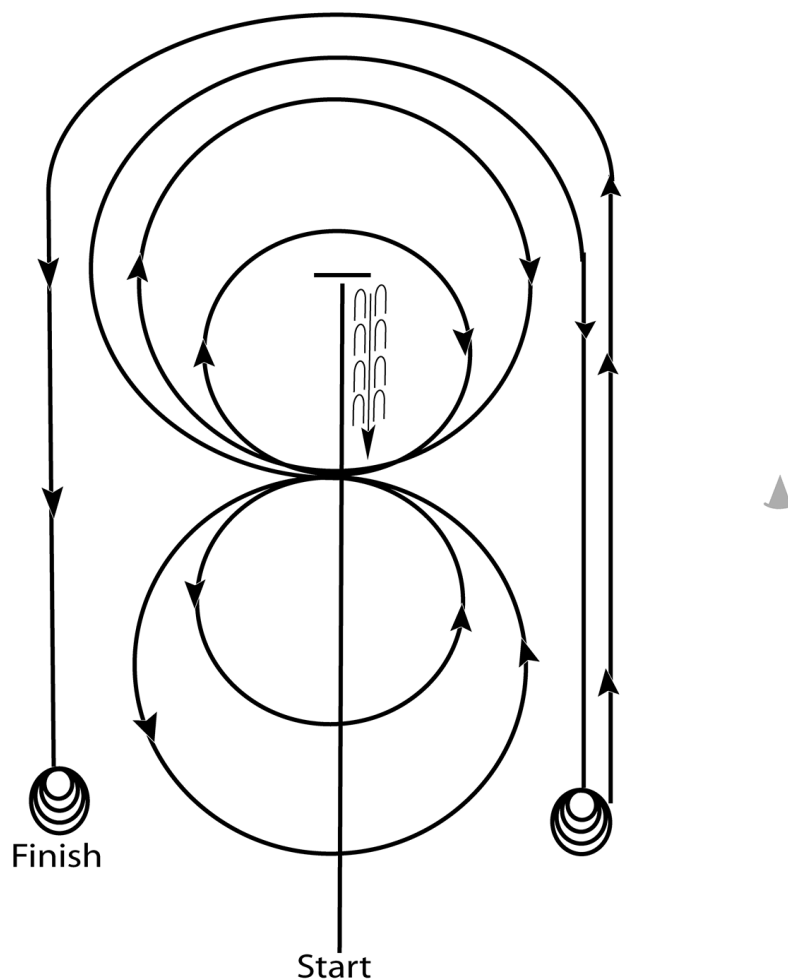
[RR/AQHA-3]

Pattern Provided by:
The Mane Event

The Mane Event

Ranch Reining (Youth 18 & Under, Open 19 & Up)

Show Date: 09-29-2024



Pattern 1

1. Start at end of arena. Run down middle past center marker to a sliding stop.
2. Back at least 10 feet to center. 1/4 turn left.
3. Pickup right lead, big fast circle, small slow circle.
4. Change leads to left, big fast circle, small slow circle.
5. Change leads to right, do not close this circle.
6. Run around end of arena and down the side (approximately 20 feet from fence) past center marker and come to a sliding stop.
7. Complete 3 1/2 turns to the right.
8. Continue back down side and end of arena to other side (approximately 20 feet from fence) go past center marker and come to a sliding stop.
9. Complete 3 1/2 turns to the left.
10. Hesitate to complete pattern.

[NRCHAWC/1]

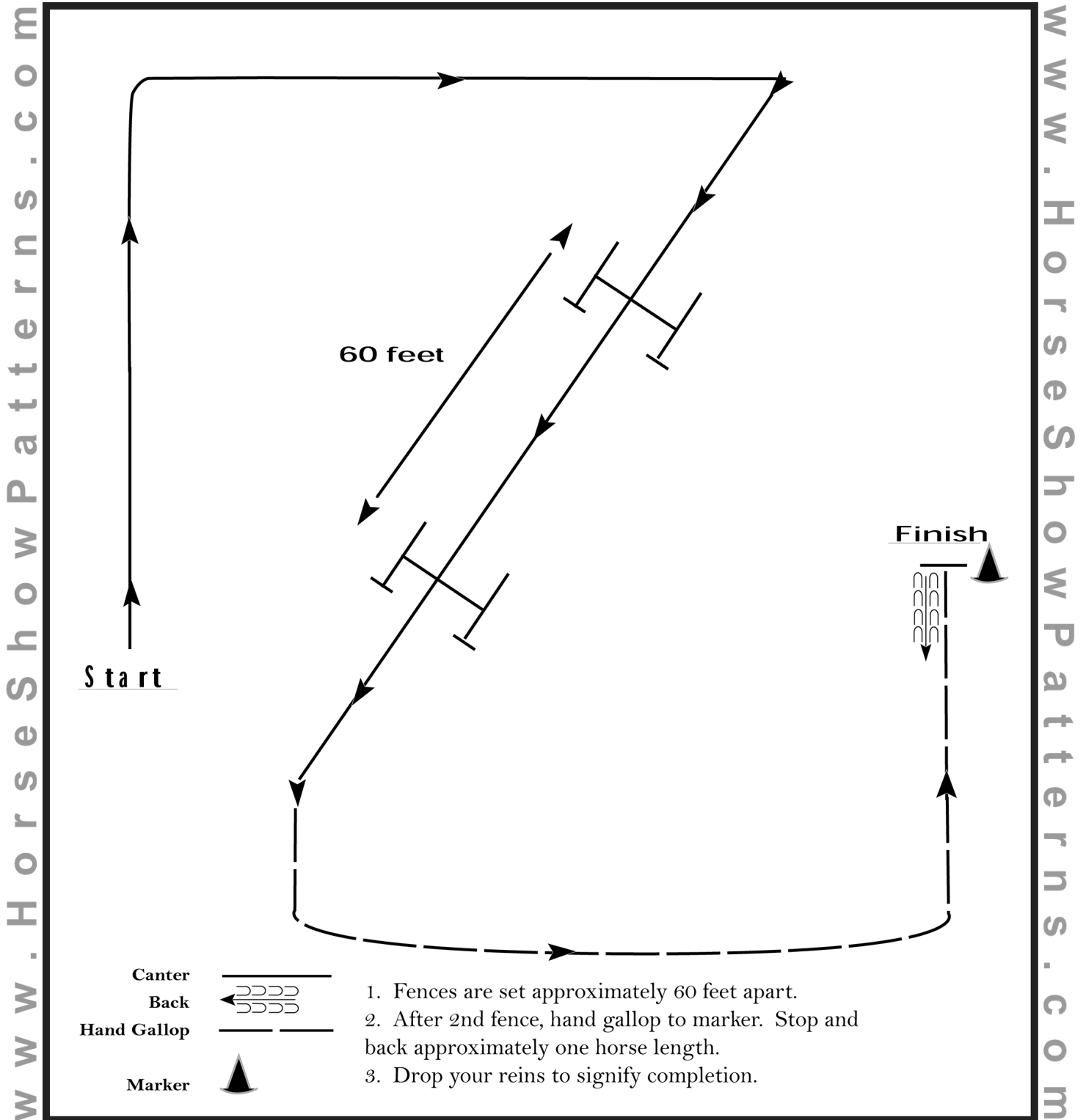
Pattern Provided by:

The Mane Event

The Mane Event

Hunter Hack (Youth, Amateur, Open)

Show Date: 09-29-2024



[HH/60-18]

Pattern Provided by:
The Mane Event

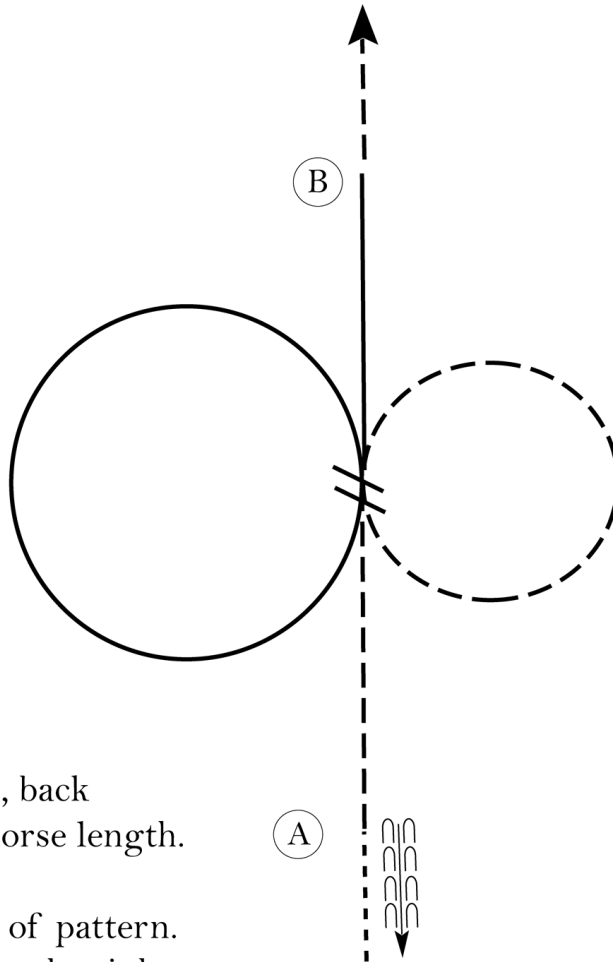
The Mane Event

Hunt Seat Equitation (Youth, Amateur, Open)

Show Date: 09-29-2024

w w w . H o r s e S h o w P a t t e r n s . c o m

w w w . H o r s e S h o w P a t t e r n s . c o m



Be ready at A.

1. When acknowledged, back approximately one horse length.
2. Walk to A.
3. Sitting trot to center of pattern.
4. Posting trot a circle to the right.
5. Canter a larger circle to the left.
6. Perform a simple lead change at center of pattern.
7. Canter to B.
8. Posting trot on the right diagonal straight away from B.

Pattern is over once you have trotted past B more than 2 horse lengths.

Follow the instructions of your ring steward.

Walk	-----
Trot	- - - - -
Extended Trot	— — — — —
Canter	—————
Leg Yield	
Lead Change	— / —
Back	← ← ← ← ←
Marker	(B)
Sidepass	← — — — — →
Hand Gallop	—————

[HSE/2-55]

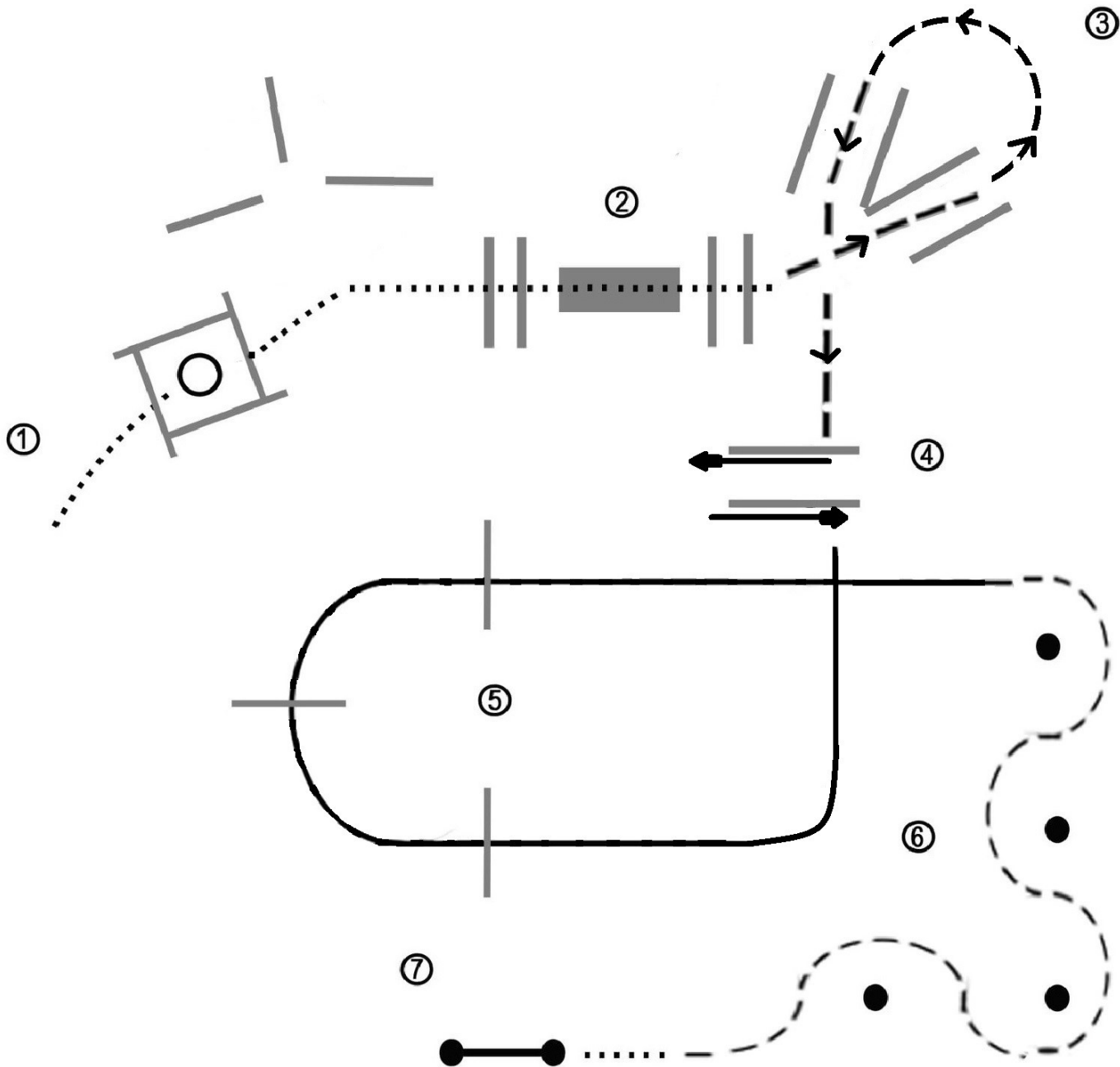
Pattern Provided by:

The Mane Event

The Mane Event

9/29/24

Trail (Youth, Amateur & Open)



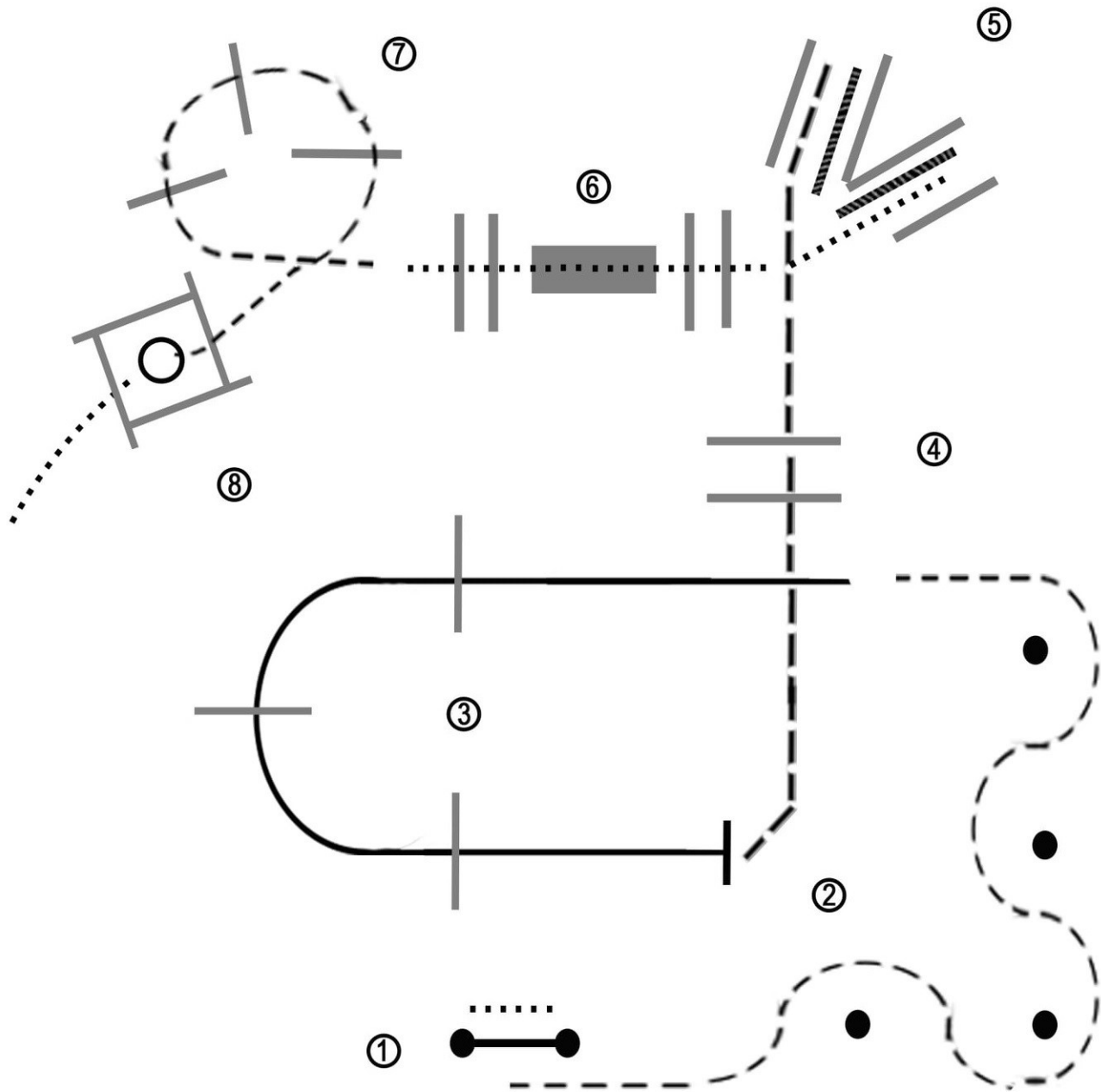
- Walk
- - - - Trot
- Extended Trot
- Back

1. Walk into box and stop, execute 1 turn either way
2. Walk over bridge and poles
3. Jog through 'V'
4. Jog over pole and stop, sidepass right off of pole, walk forward and sidepass left over next pole
5. Lope right lead over poles, slow to jog before serpentine
6. Jog serpentine
7. Work gate, either direction

The Mane Event

9/29/24

Ranch Trail (Youth, Open)



1. Work Gate, Left Hand.
2. Jog serpentine.
3. Lope over poles, left lead. Stop.
4. Extended jog over poles.
5. Back "V"
6. Walk over bridge and poles.
7. Jog over poles.
8. Stop in box, execute 1 turn either way, walk to exit.

..... Walk
 - - - - - Trot
 - - - - - Extended Trot
 _____ Lope
 // // // // // Back