

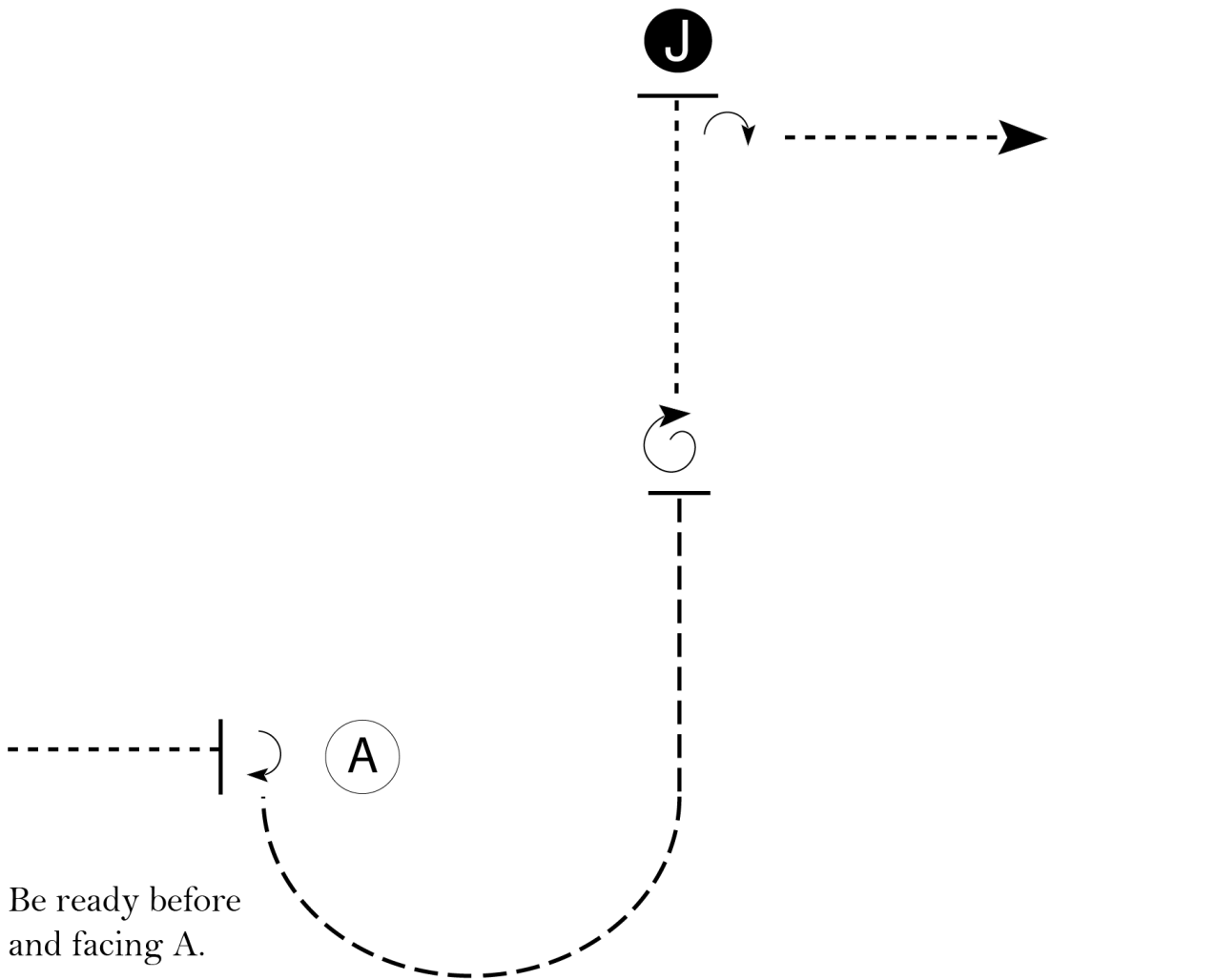
The Mane Event

Showmanship (Youth, Amateur, Open)

Show Date: 09-29-2024

w w w . H o r s e S h o w P a t t e r n s . c o m

w w w . H o r s e S h o w P a t t e r n s . c o m



1. Walk to A.
2. Stop and perform a 1/4 turn.
3. Trot in a half circle and halfway to Judge.
4. Stop and perform a full (360 degree) turn.
5. Walk to judge and set up for inspection.
6. When dismissed, perform a 1/4 turn and walk straight away from Judge.

Walk	-----
Trot	- - - - -
Back	← ⊞ ⊞ ⊞ ⊞
Marker	⊞
Judge	⊞

Follow the instructions of your ring steward.

[S/1-82]

Pattern Provided by:
The Mane Event

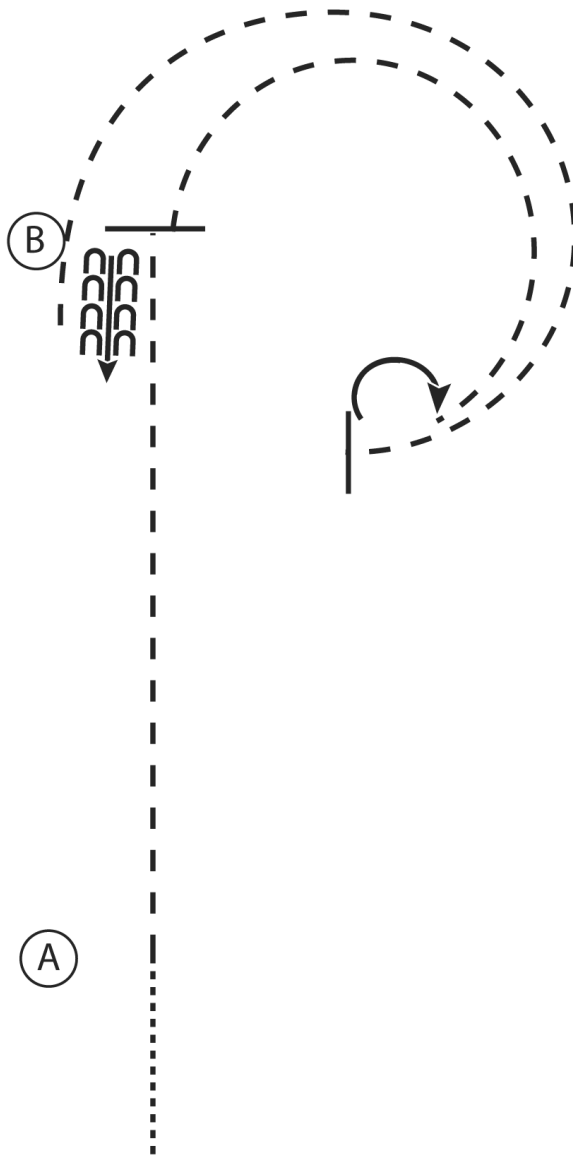
The Mane Event

Horsemanship (All Walk/Trot)

Show Date: 09-29-2024

www.HorseShowPatterns.com

www.HorseShowPatterns.com



1. Walk to A
2. Jog A to B
3. At B stop and back
4. Jog 3/4 circle to the right
5. Stop and perform a 180 degree turn to the right on the hindquarter
6. Jog a circle back to B
7. Stop at B

Walk
Jog	- - - - -
Extended Jog	- - - - -
Lope	—————
Leg Yield	
Lead Change	↙ ↘
Back	←←← ←←←
Marker	(B)
Sidepass	←- - - ->

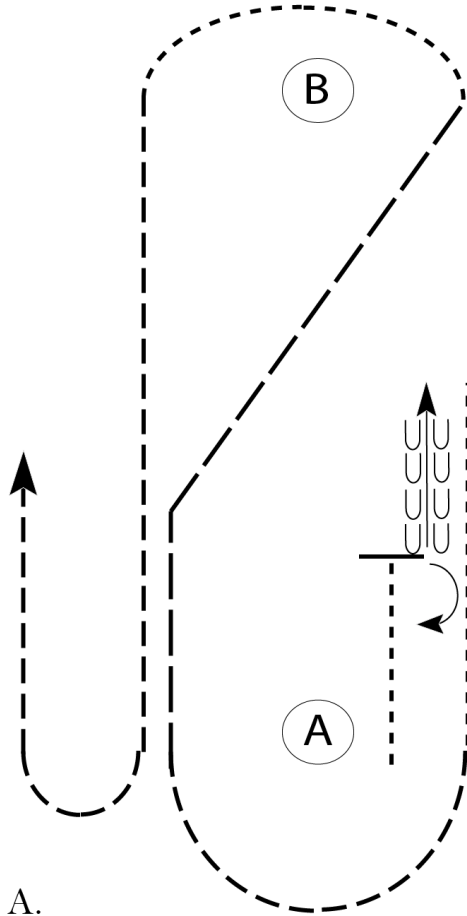
[WH/WT-12]

Pattern Provided by:
The Mane Event

The Mane Event

Ranchmanship (All Walk/Trot)

Show Date: 09-29-2024



Be ready at A.

1. Walk approximately 2 horse lengths from A. Stop and perform a 1/2 turn right.
2. Back approximately one horse length then walk to A.
3. Jog around A then extend the jog in a straight line then diagonal line to B.
4. Break to the walk and walk around B.
5. Jog to A.
6. Continue to jog around to exit.

Walk	-----
Jog	- - - - -
Extended Jog	— — — —
Lope	
Lead Change	— — — — /
Back	← — — — —
Marker	(B)

[WH/WT-117]

Pattern Provided by:

The Mane Event

The Mane Event

9-29-2024

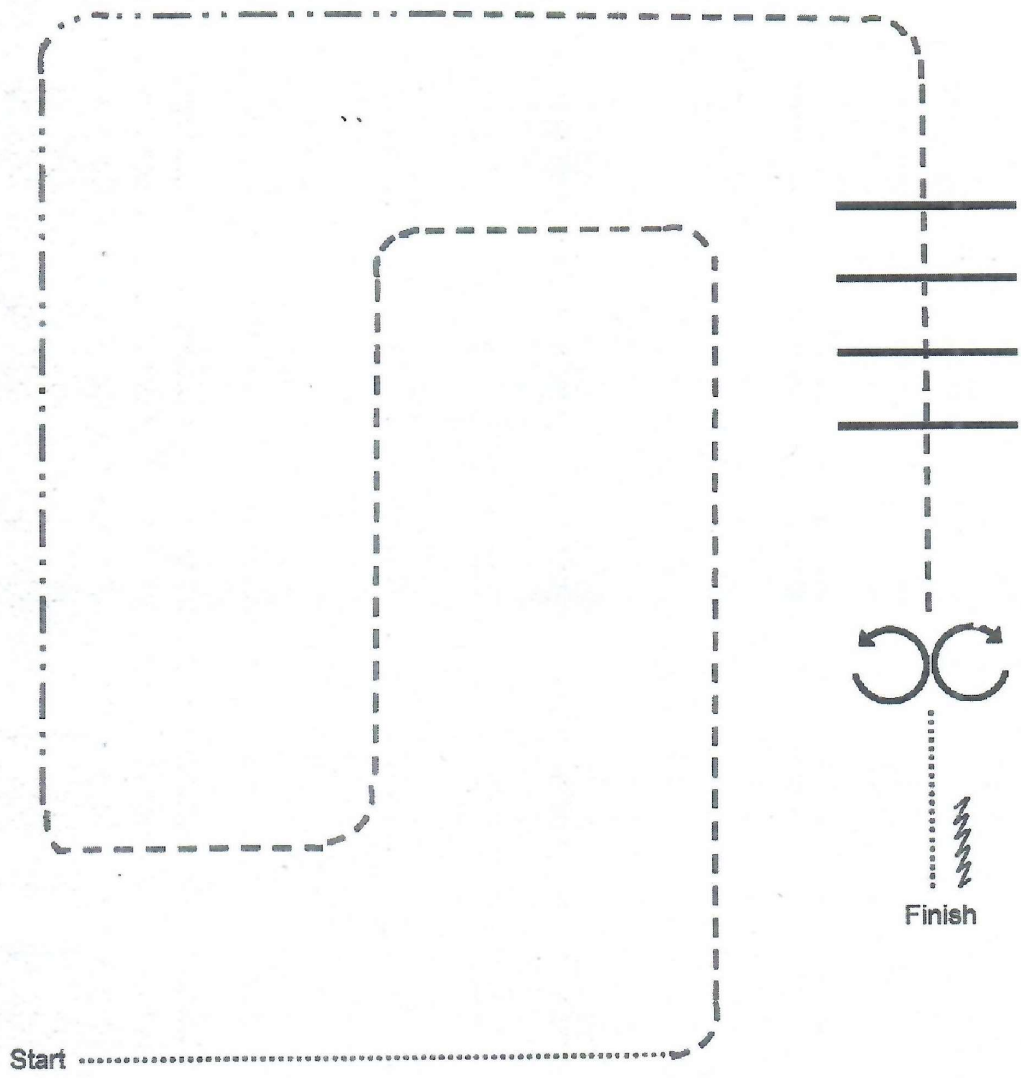
Ranch Riding

(Walk/Trot 18 & under, Walk/Trot 19 & up)

- 1. WALK
- 2. TROT
- 3. TROT SERPENTINE
- 4. EXTENDED TROT
- 5. TROT

- 6. TROT OVER RAILS
- 7. STOP
- 8. 360 TURN, BOTH WAYS
- 9. WALK
- 10. STOP AND BACK

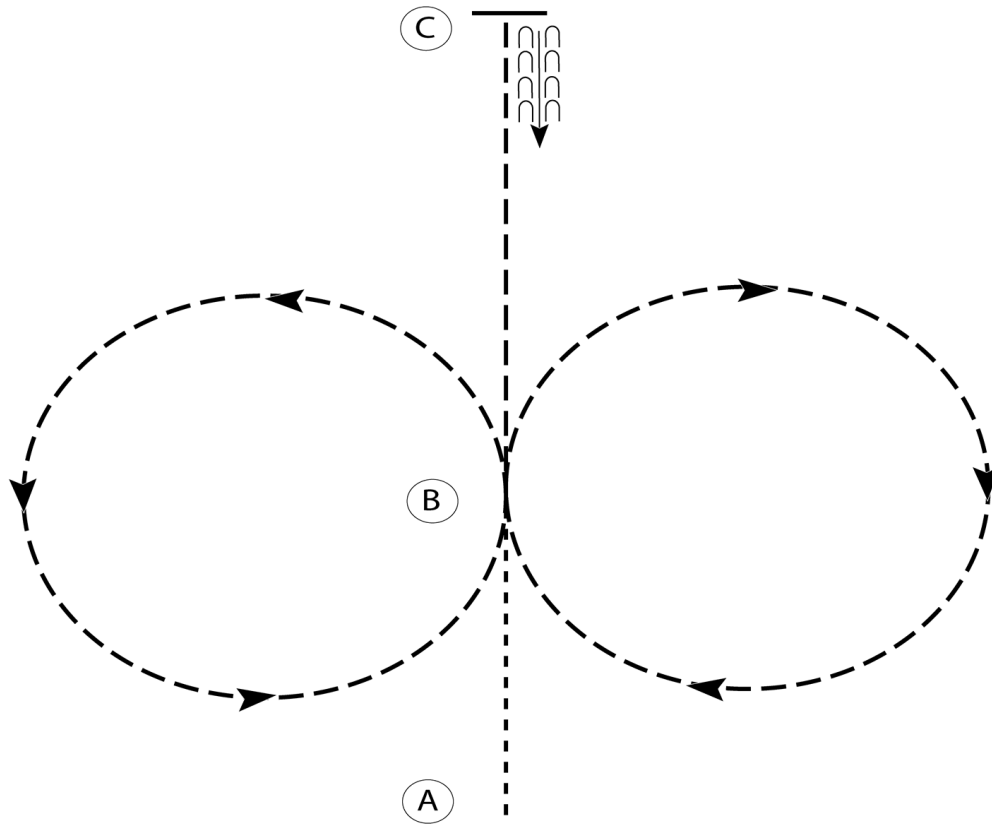
WALK
TROT	----
EXT TROT	- . - .
BACK	////



The Mane Event

Hunt Seat Equitation (All Walk/Trot)

Show Date: 09-29-2024



1. Walk A to B.
2. At B posting trot a circle to the right on the proper diagonal.
3. At B posting trot a circle to the left on the proper diagonal.
4. At B sitting trot to C.
5. At C stop and back approximately one horse length.

Walk	-----
Trot	- - - - -
Extended Trot	— — — — —
Canter	—————
Leg Yield	
Lead Change	— / —
Back	← ← ← ← ←
Marker	(B)
Sidepass	← — — — — →
Hand Gallop	— — — — —

[HSE/WT-5]

Pattern Provided by:
The Mane Event

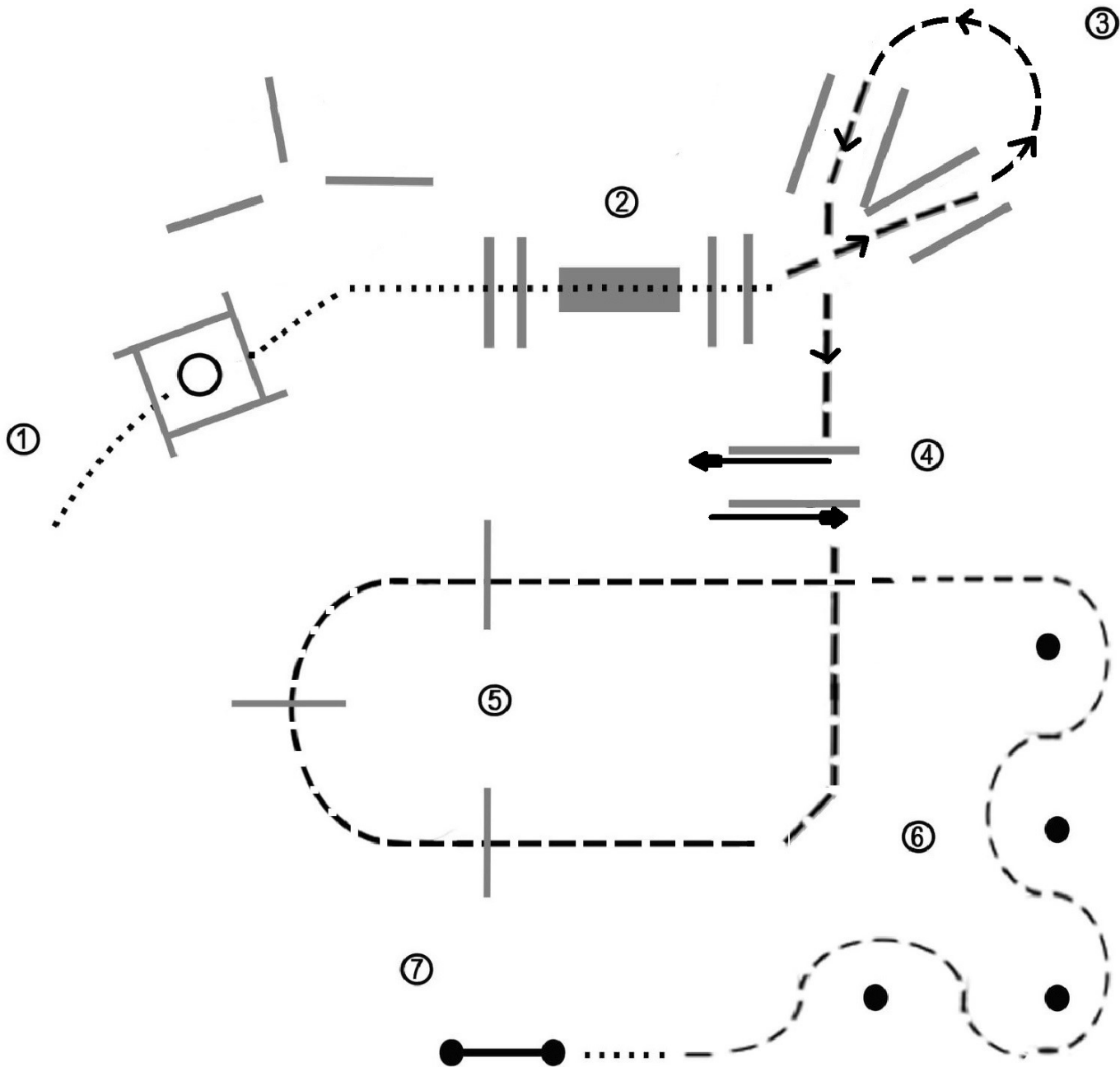
w w w . H o r s e S h o w P a t t e r n s . c o m

w w w . H o r s e S h o w P a t t e r n s . c o m

The Mane Event

9/29/24

Trail (All Walk/Trot)



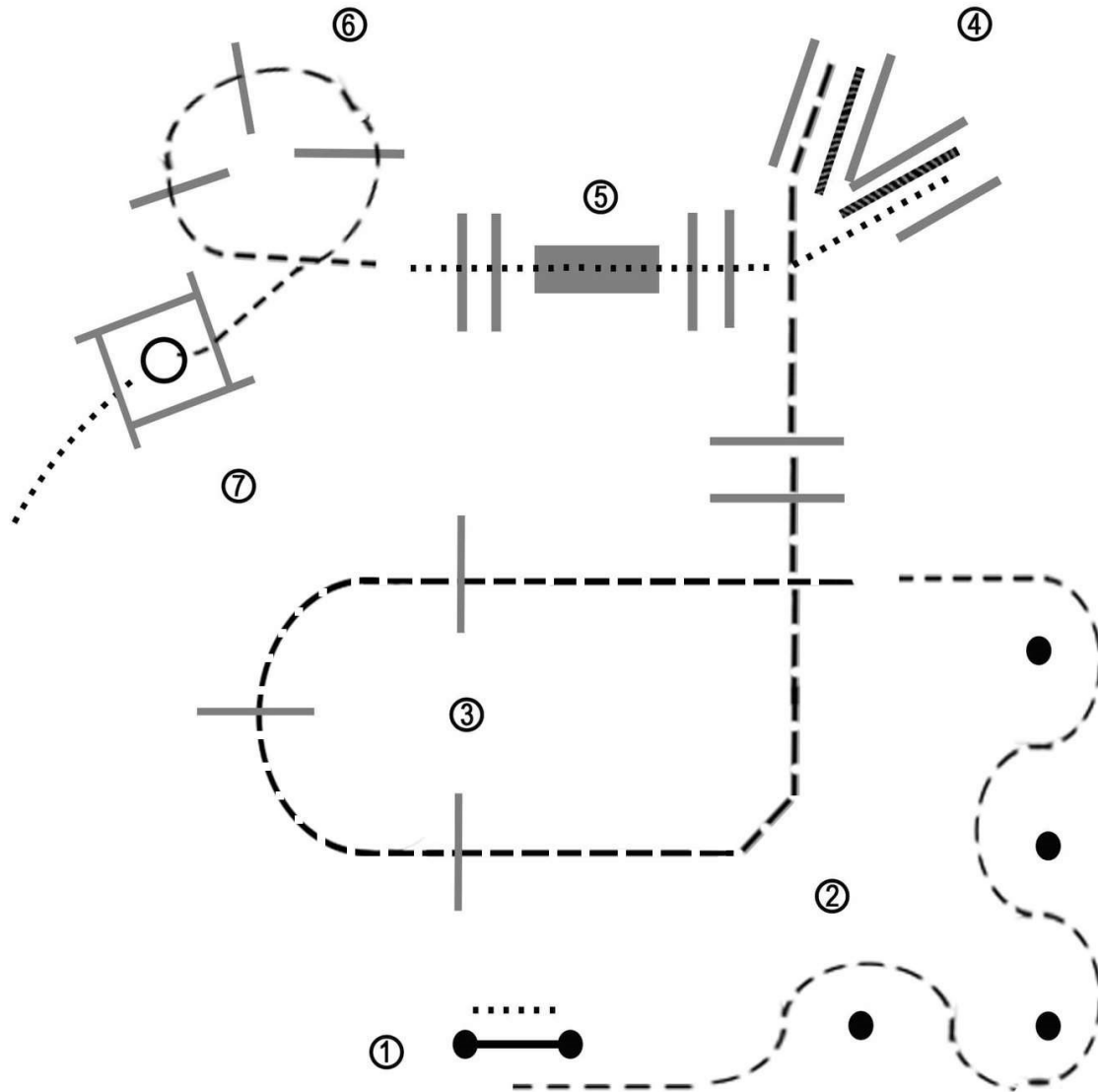
1. Walk into box and stop, execute 1 turn either way
2. Walk over bridge and poles
3. Jog through 'V'
4. Jog over pole and stop, sidepass right off of pole, walk forward and sidepass left over next pole
5. Extended trot over poles, slow to jog before serpentine
6. Jog serpentine
7. Work gate, either direction

..... Walk
----- Trot
----- Extended Trot
----- Back

The Mane Event

9/29/24

Ranch Trail (All Walk/Trot)



1. Work Gate, Left Hand.
2. Jog serpentine.
3. Extended jog over poles.
4. Back "V"
5. Walk over bridge and poles.
6. Jog over poles.
7. Stop in box, execute 1 turn either way, walk to exit.

- Walk
- Trot
- Extended Trot
- /////// Back